

Cable Management



CONTENTS:

Cable Hub	2
Wire Basket	4
Cable Carrier	4
Services Mounting Plate	5
Cable Tractor	7
Rectangular Umbilical	8
96mm Duct Mounted on Z Bracket & Vertical Bracket	9
Duct Bridges	10
Top Mount Plates	11
Hinged Cable Tray	12
70mm Cable Cover	13

Cable Hub – 500mm

Features:

The Cable Hub has two sets of mounting brackets at each end and can be fixed to the worktop. Please ensure it will not clash with other items fixed underneath the worktop such as table support beams or in-desk boxes.

Options:

- Cable Hub
- Cable Hub with Cable Sleeve
- Cable Hub with Tractor

Finishes:

100% Recyclable PET:



Mid-Grey

Powder coated Mounting Brackets:

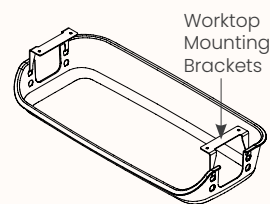


Warm
Grey



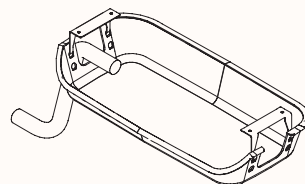
Cool
Grey

Dimensions:



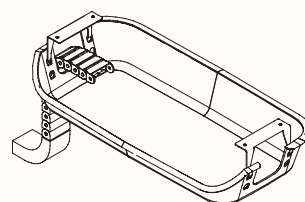
Cable Hub

Length Range	530mm
	500mm (Internal)
Depth Range	250mm
Overall Height	100mm ; 125mm



Cable Hub with Cable Sleeve

Length Range	530mm
	500mm (Internal)
Depth Range	250mm
Overall Height	100mm ; 125mm



Cable Hub with Tractor

Length Range	530mm
	500mm (Internal)
Depth Range	250mm
Overall Height	100mm ; 125mm

Cable Hub – 950mm

Features:

The Cable Hub has two sets of mounting brackets at each end and can be fixed to the worktop. Please ensure it will not clash with other items fixed underneath the worktop such as table support beams or in-desk boxes.

Options:

- Cable Hub
- Cable Hub with cable sleeve
- Cable Hub with Tractor

Finishes:

100% Recyclable PET:



Mid-Grey

Powder coated Mounting Brackets:

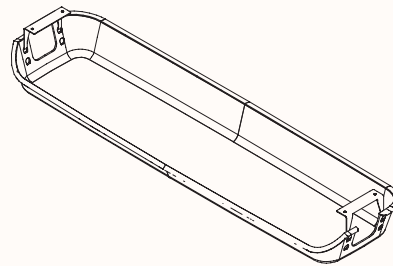


Warm
Grey



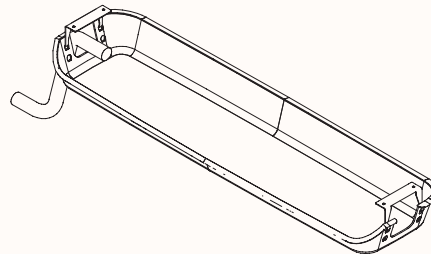
Cool
Grey

Dimensions:



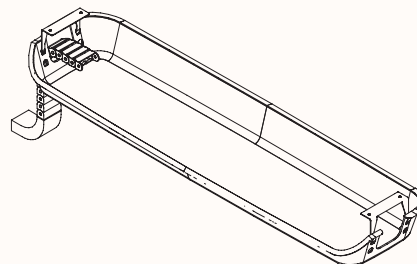
Cable Hub

Length Range	980mm 950mm (Internal)
Depth Range	250mm
Overall Height	100mm ; 125mm



Cable Hub with Cable Sleeve

Length Range	980mm 950mm (Internal)
Depth Range	250mm
Overall Height	100mm ; 125mm



Cable Hub with Tractor

Length Range	980mm 950mm (Internal)
Depth Range	250mm
Overall Height	100mm ; 125mm

Wire Basket & Cable Carrier

Wire Basket - 950mm

Features:

Wire Baskets are made of wire mesh folded into a range of standard basket sizes. The worktop mounting brackets are welded to the mesh and the basket is then powder coated. The basket height/depth depends on the worktop mounting brackets.

Options:

- Single Sided
- Double Sided

Finishes:

Powder coat:



Black
Ace



Warm
Grey



Cool
Grey




Warm
White



Cool
White

Dimensions:



Length Range	950mm
Depth Range	50mm
Overall Height	50mm

Cable Carrier - 500mm & 800mm

Features:

The Cable Carrier consists of an aluminium extrusion and plastic retaining clips. The extrusion fixes to the underside of the worktop and is available in two lengths. Multiple pieces can be used to create longer lengths.

Finishes:

Powder coat:



Black
Ace



Warm
Grey



Cool
Grey

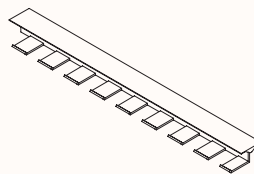


Warm
White

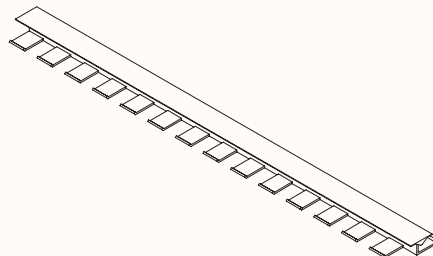


Cool
White

Dimensions:



Length Range 500mm



Length Range 800mm

Services Mounting Plate

Features:

The cable cover carries cables from the floor up the workstation/table leg to the underside of the worktop. Plastic clips are screw-fixed or double sided taped to the leg, and an extruded cover pushes on over the cables.

Options:

- Dual plate fit 2x data and 2x GPO
- Quad plate can fit 2x data and 4x GPO

Finishes:

Powder coat:



Black
Ace



Warm
Grey



Cool
Grey

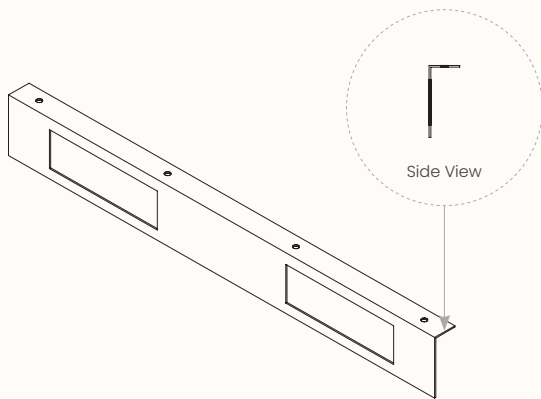


Warm
White



Cool
White

Dimensions:



Length Range	520mm
Depth Range	25mm
Overall Height	65mm

Cable Sleeve with ABS

Features:

The braided Cable Sleeve cleverly conceals the under desk cabling on all Zenith workstations. Designed with a loop at each end to attach the sleeve to the worktop and ducting or floor. Each sleeve can house a maximum of 2 power and 5 data cables. The Sleeve is a textured fabric with a matching ABS guide. It is located inside the braided Cable Sleeve to stiffen the fabric giving it a more rigid appearance. The ABS strip can be removed if desired.

Finishes:

Fabric:



Black

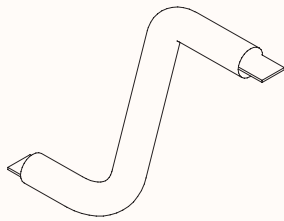


Grey



White

Dimensions:



DIA	25mm
Length Range	1000mm

Cable Tractor

Features:

The Cable Tractor carries cables from the duct to the worktop and is mainly suited to height adjustable desks. It comes with end brackets and fasteners and has no internal segregation.

Finishes:

Powder coat:



Black
Ace

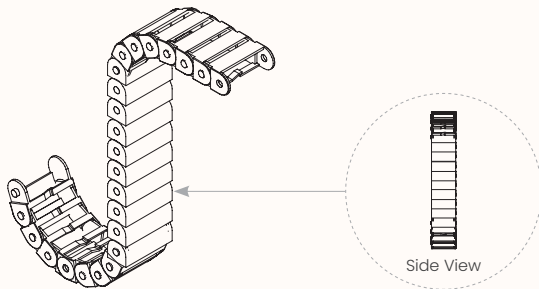


Warm
White



Cool
White

Dimensions:



Length Range	50mm
Depth Range	20mm
Overall Height	1000mm

Rectangular Umbilical

Features:

The Rectangular Umbilical carries cables from the duct to the worktop and is mainly suited to height adjustable desks. There are two types of mounting brackets to suit different desk systems:

Rectangular Umbilical – Horizontal Cable Management

- Standard 96mm duct frame mounted on Orbis & Rumba
- Rumba 96mm dropped duct

The umbilical comes in a 1m length and comes in a 1m length. The umbilical segment is approx. 68mm x 36mm and has internal segregation into 4 compartments.

Rectangular Umbilical – Vertical Cable Management

The Rectangular Umbilical carries cables from the access floor to the worktop and comes with a floor base at one end and a worktop mounting bracket at the other end. The umbilical comes in a variety of lengths to suit different desk applications:

- 750mm L (suits 720 / 750H fixed height desks)
- 900mm L (suits 900H fixed height desks)
- 1050mm L (suits 1050H fixed height desks)
- 1300mm L (suits electric adjust desks)

The umbilical segment is approx. 68mm x 36mm and has internal segregation into 4 compartments.

Finishes:

Powder coat:

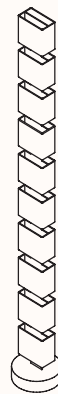


Black



White

Dimensions:



Length Range	68mm
Depth Range	36mm
Overall Height	750/900/1000/1050/1300mm

96mm Duct Mounted on Z Bracket / Vertical Bracket

96mm Duct Mounted on Z Bracket

Features:

The 96mm Duct can be fixed to the worktop using Z-brackets. The Z-brackets offset the duct to give flexibility in the mounting position and avoid other items under the worktop.

Finishes:

Powder coat:



Black Ace



Warm Grey



Cool Grey

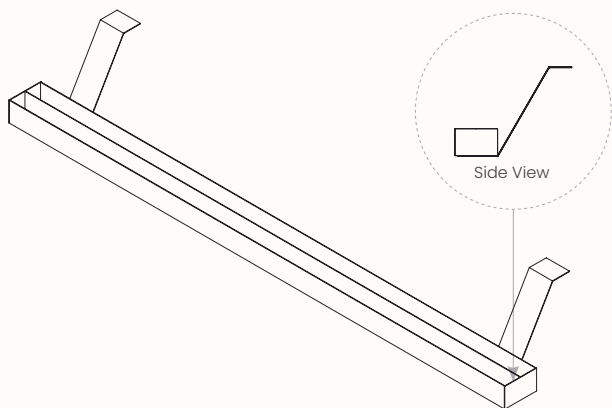


Warm White



Cool White

Dimensions:



Length Range	500-2700mm
Depth Range	236mm
Overall Height	160mm

96mm Duct Mounted on Vertical Bracket

Features:

The 96mm Duct can be fixed to the worktop using vertical brackets. The Vertical Brackets provide a smaller footprint and give flexibility in the mounting position and avoid other items under the worktop.

Finishes:

Powder coat:



Black Ace



Warm Grey



Cool Grey

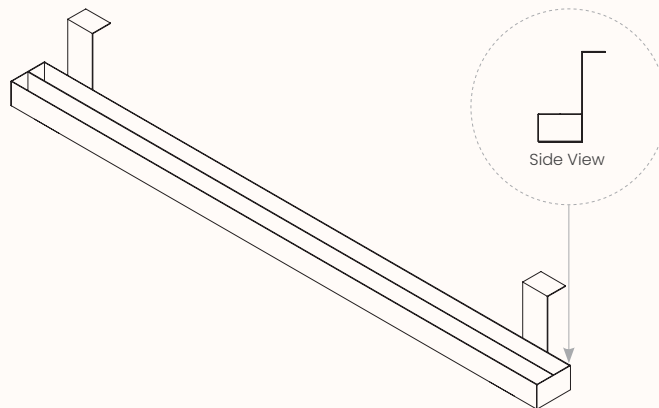


Warm White



Cool White

Dimensions:



Length Range	500-2700mm
Depth Range	149mm
Overall Height	160mm

Duct Bridges

Features:

Australian standards require electric height adjustable desks to be separated by a 25mm gap (minimum). This is a safety measure to reduce the risk of injury to users. Duct Bridges are available to physically space Orbis and Rumba workstations 25mm apart and to conceal the cables between adjoining desks. The type of Duct Bridge depends on the desk configuration, screen type & duct type.

Options:

- To suit Single desk
- To suit Pod

Finishes:

Powder coat:



Black
Ace



Warm
Grey



Cool
Grey

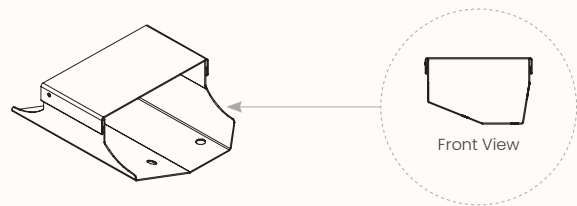


Warm
White



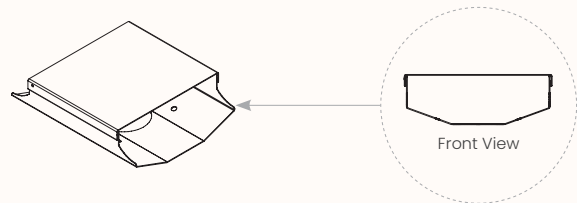
Cool
White

Dimensions:



Single Desk Duct Bridge

Length Range	216mm
Depth Range	177mm
Overall Height	61mm



Workpod Desk Duct Bridge

Length Range	216mm
Depth Range	177mm
Overall Height	61mm

Top Mount Plates

Features:

Top Mount Plates are folded sheet metal parts which fix to the underside of the worktop to house power/data outlets. The Top Mount Plates are designed to seamlessly integrate with other cable management products such as the Worktop Mount Duct.

Finishes:

Powder coat:



Black
Ace



Warm
Grey



Cool
Grey

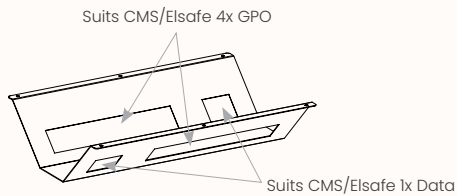


Warm
White



Cool
White

Dimensions:



CMS/Elsafe

Top Mount Plates

Length Range	410mm
Depth Range	284mm
Height Range	90mm

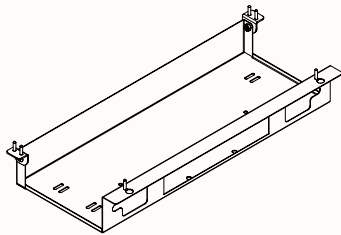
Hinged Cable Tray

Features:

The Hinged Cable Tray is a folded sheet metal tray that fixes to the worktop and can easily hinge open to access internal cabling and components. The tray comes with a cutout for mounting a quad GPO, cutouts for fitting excess cabling/plugs, slots for cable ties and fixing holes for the option of mounting an electric adjust control box.

Finishes:

Powder coated in Zenith Select Finishes
Please refer to Powdercoat Specification Sheet

Dimensions:**Hinged Cable Tray**

Length	540mm
Depth	222mm
Height	70mm

70mm Cable Cover

Features:

The 70mm Cable Cover carries cables from the floor to the underside of the worktop and suits 70mm diameter Orbis legs. The cover is available in 3 types to suit a range of applications.

Type A:

- Suits electric adjust legs, or fixed height legs with crossbeam/screen arm/duct arm
- Comes with a rectangular umbilical
- Umbilical can be specified as black or white finish
- The umbilical can be assembled on site in 2 orientations depending on the desired cable reticulation path
- The cable cover extrusion can be powder coated to match the desk frame finish

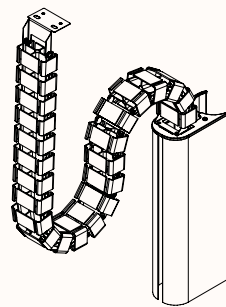
Type B:

- Suits Orbis Ombre fixed height workstations only
- Suits legs with no crossbeam/screen arm/duct arm
- Runs from the floor up to the underside of the table support frame
- The cable cover extrusion can be powder coated to match the desk frame finish

Type C:

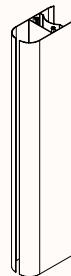
- As per Type A, but with a braided cable sleeve instead of the umbilical
- Cable sleeve can be specified as Black or White finish
- The cable cover extrusion can be powder coated to match the desk frame finish

Dimensions:



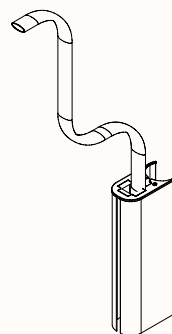
Type A

Height 350mm



Type B

Height To suit Fixed Height desk height



Type C

Height 350mm