

zenithinteriors.com

# VERSE 1

## Timber with Floor

Zenith

### Features:

A privacy room for the individual, Verse 1 allows the employee to remove themselves from the distractions of the open and bustling workplace. It's a room within the room, where employees can take a private phone call or host an online meeting without interruption. It is also fitted with a shelf for employees to perch their devices on for concentrated work as well as a gallery rail to hang tools for brainstorming. Verse 1 offers an acoustic setting with adaptable lighting and ventilation for a balanced, comfortable environment that promotes focus.

Championing their sustainability commitment, Crafted Hardwoods will contribute to reforestation through OneTreePlanted for each Verse purchased with Crafted Hardwoods frames. For every Verse 1 sold, 1 tree will be planted.

### Option:

- White board or cork board accessories

**Design:** ZENITH DESIGN STUDIO

**Warranty:** 7 years

Exception:

2 Years - Electrical components including soft wiring

1 Year - Lighting elements

**Certifications:** GECA, Supports achievement of up to three Green Star credits for acoustics

### Finishes:

Frame:

Superior Oak or crafted Hardwood timber, Tasmanian Oak & Blackbutt (converted low value, juvenile pulp turned into new hardwoods that look and feel like 100-year-old wood)

Shelf Option:

Laminate, Oak or Blackbutt

Glazed Door:

Frameless Toughened Glass 10mm

Internal Side Wall:

Fabric or Sonic Board

Internal Back Wall:

Laminated Glass 6.76mm, Fabric or Sonic Board

External Side Wall:

Fabric

External Back Wall:

Laminated Glass 6.76mm or Fabric

Ceiling Internal:

Sonic Board

Ceiling External:

Natural White Matt Laminate

Inner/Outer Floor Track:

Black - Satin ZPC\_001

Floor:

Carpet - Interface Reflex Coal

Upholstery in fabric categories A, B & C

### Frame:



Superior Oak



Crafted Hardwood Tasmanian Oak



Crafted Hardwood Blackbutt



Interface Reflex Coral

### Shelf:



Natural White Matt Laminate



Black Woodmatt Laminate



Superior Oak



Crafted Hardwood Tasmanian Oak



Crafted Hardwood Blackbutt

### Sonic Board:



Light Grey ZPET\_004



Ash ZPET\_007



Olive ZPET\_010




Shadow ZPET\_011



Cloud ZPET\_012

## Dimensions:



### Verse 1


OW 1080mm

OD 1080mm

OH 2200mm

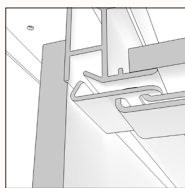
Internal Room Size: 900 x 900mm

## Accessories:



### White Board or Cork Board with Black or Dark Brown Leather Strap

DIA: 600mm



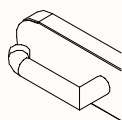
### Gallery Rail

White board or cork board are easily attached and relocated

## Door Handle Options:

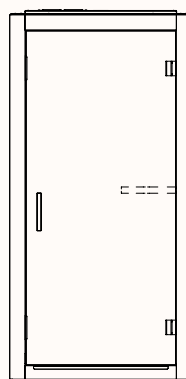


### Magnetic Pull Handle

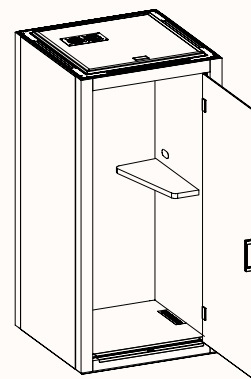


### Latch Lever

## Option 1:



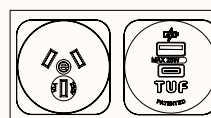
### RH Door (Hinge)



### Shelf Panel with Power Outlet

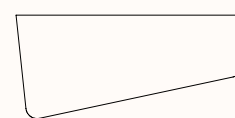
Panel: 900mmW

Power Outlet Height: 1130mm



### Power Outlet

GPO + USBC & USBA



### Verse RH Shelf

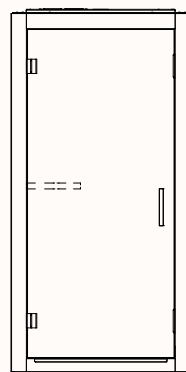
OW 710mm

OD 330 & 180mm

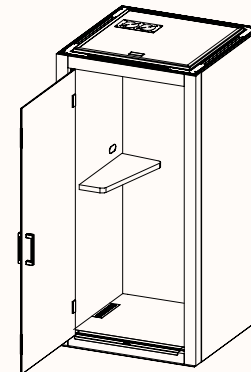
OH 36mm

Installed Height: 1050mm

## Option 2:



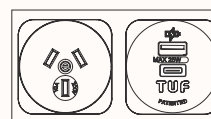
### LH Door (Hinge)



### Shelf Panel with Power Outlet

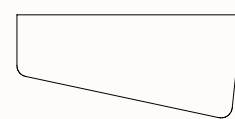
Panel: 900mmW

Power Outlet Height: 1130mm



### Power Outlet

GPO + USBC & USBA



### Verse LH Shelf

OW 710mm

OD 180 & 330mm

OH 36mm

Installed Height: 1050mm

zenithinteriors.com

# VERSE 1

## Timber no Floor

### Zenith



#### Features:

A privacy room for the individual, Verse 1 allows the occupants to remove themselves from the distractions of the open and bustling workplace. It's a room within the room, where employees can take a private phone call or host an online meeting without interruption. It is also fitted with a shelf for employees to perch their devices on for concentrated work as well as a gallery rail to hang tools for brainstorming. Verse 1 offers an acoustic setting with adaptable lighting and ventilation for a balanced, comfortable environment that promotes focus.

Championing their sustainability commitment, Crafted Hardwoods will contribute to reforestation through OneTreePlanted for each Verse purchased with Crafted Hardwoods frames. For every Verse 1 sold, 1 tree will be planted.

#### Option:

- White board or cork board accessories

**Design:** ZENITH DESIGN STUDIO

**Warranty:** 7 years

Exception:

2 Years - Electrical components including soft wiring

1 Year - Lighting elements

**Certifications:** GECA, Supports achievement of up to three Green Star credits for acoustics

#### Finishes:

Frame:

Superior Oak or Crafted Hardwood Timber, Tasmanian Oak & Blackbutt (Converted low value, juvenile pulp turned into new hardwoods that look and feel like 100-year-old wood)

Shelf Option:

Laminate, Oak or Blackbutt

Glazed Door:

Frameless Toughened Glass 10mm

Internal Side Wall:

Fabric or Sonic Board

Internal Back Wall:

Laminated Glass 6.76mm, Fabric or Sonic Board

External Side Wall:

Fabric

External Back Wall:

Laminated Glass 6.76mm or Fabric

Ceiling Internal:

Sonic Board

Ceiling External:

Natural White Matt Laminate

Upholstery in fabric categories A, B & C

#### Frame:



Superior Oak



Crafted Hardwood Tasmanian Oak



Crafted Hardwood Blackbutt

#### Shelf:



Natural White Matt Laminate



Black Woodmatt Laminate



Superior Oak



Crafted Hardwood Tasmanian Oak



Crafted Hardwood Blackbutt

#### Sonic Board:



Light Grey ZPET\_004



Ash ZPET\_007



Olive ZPET\_010




Shadow ZPET\_011



Cloud ZPET\_012

## Dimensions:



### Verse 1


OW 1080mm

OD 1080mm

OH 2200mm

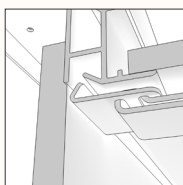
Internal Room Size: 900 x 900mm

## Accessories:



### White Board or Cork Board with Black or Dark Brown Leather Strap

DIA: 600mm



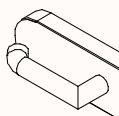
### Gallery Rail

White board or cork board are easily attached and relocated

## Door Handle Options:

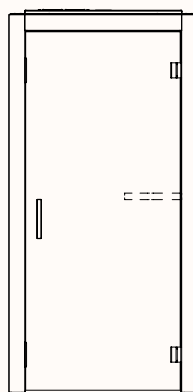


### Magnetic Pull Handle




### Latch Lever

## Option 1:



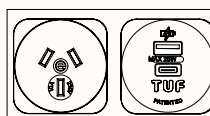
### RH Door (Hinge)



### Shelf Panel with Power Outlet

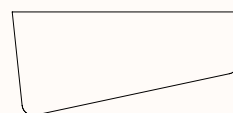
Panel: 900mmW

Power Outlet Height: 1130mm



### Power Outlet

GPO + USBC & USBA



### Verse RH Shelf

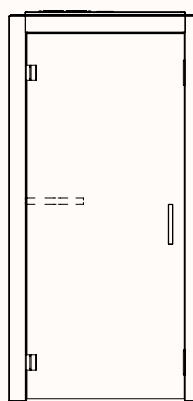
OW 710mm

OD 330 & 180mm

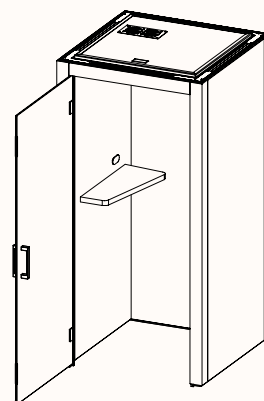
OH 36mm

Installed Height: 1050mm

## Option 2:



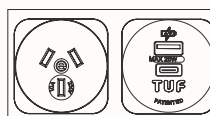
### LH Door (Hinge)



### Shelf Panel with Power Outlet

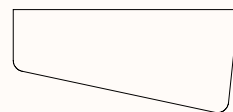
Panel: 900mmW

Power Outlet Height: 1130mm



### Power Outlet

GPO + USBC & USBA



### Verse LH Shelf

OW 710mm

OD 180 & 330mm

OH 36mm

Installed Height: 1050mm

### Acoustics:

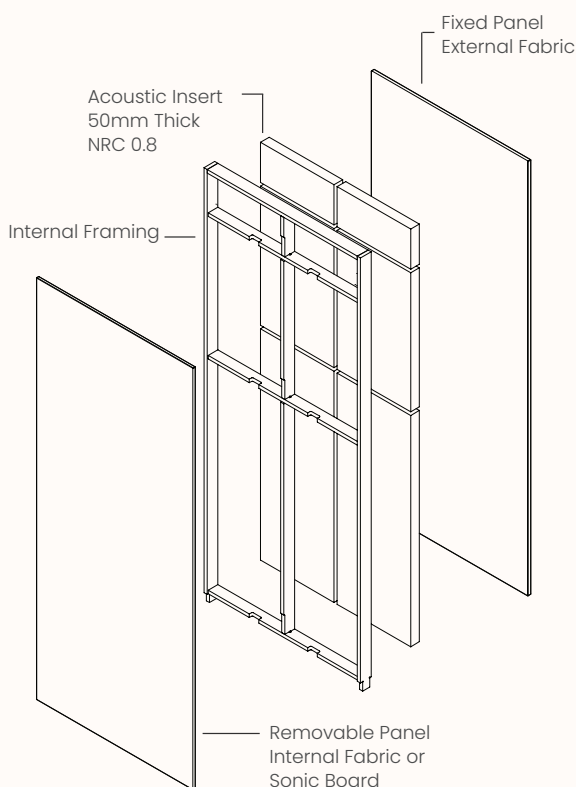
Verse has been tested in accordance with ISO 717-1:2004 Acoustics – Rating of sound insulation in buildings and of building elements – Airborne sound insulation.

Independent Acoustic Testing shows that Verse can qualify for 3 Green Star Credits for acoustics and can achieve between 28-36Dw at 40dB Ambiance with a Privacy Rating of 64-74, depending on the wall type and material selected.

Normal voice conversations can be heard as a muffled sound in adjoining rooms but cannot be understood.

Verse acoustic performance is comparable to most general use office rooms.

### Panel Layers:



### Air Ventilation:

Verse 1 has Extraction airflow suited to small spaces, with a maximum rating of 30L/s for 1 person in the space.



### Fire Safety:

The fire safety of all surface materials; timber, upholstery and acoustics materials used in Verse are tested and classified by either national or international standards.

No fire hazardous materials are used in the construction. Timber frames use BAL-19 Victorian Ash with natural fire resistance qualities (Higher rated Blackbutt BAL-29 can be used on request). Upholstered frame MDF substrate meets AS 3837, AS 1859.2 & AS 4266.16. Fabrics used in upholstery meets AS 3837 & ISO 5660-1. Interior and roof Sonic Boards meets EN 13501-1; B-s1,d0. Roof and wall acoustic insulation meets ISO 9705 & AS 5637.1. Laminate boards used in the roof meets AS 1859.2/3, AS 4266.13, AS 1539.3, and AS 3837.

The installation or relocation of Verse is not allowed to adversely impact on the regulatory requirements of a building. The location of Verse has to consider the location of exits and paths of travel to exits so as to not restrict the use or access of them.

Verse roof is adaptable to sprinklers and smoke detectors.


### Lighting:

Verse 1 comes with 13W Down Light and a sensor suited for a small space with three built in settings: 800lm Warm White (3000K), 850lm Neutral White (4000K), or 900lm White (5700K).

Verse lighting brightness can be controlled by a dimmer, and turned off by PIR sensor when the room is unoccupied.

All lighting components are compliant with Asia Pacific regional standards and certification requirements that include, EN 60598-1&2, AS61347.1&2, RCM, CE, RoHs and CCC.

### Door / Light Switch Position:



Panel: 900mmW  
Switch Height: 960mm  
Depth from Left/Right Side: 100mm  
Switch panel opposite shelf panel

### Seismic Safety:

Verse can be anchored to the floor with bolts to keep the room upright in case of seismic activity. On request only. Contact us for more information.