

# REVERSE Table

**Features:**

Reverse is a collection of table bases with central column made from 100% recyclable polyethylene. The Reverse base is an icon of elegance and structural stability, with the ability to be combined with many table top finishes and appearances. The signature cylindrical shape of the column progressively widens as it approaches its largest at the base. Available in different widths and heights, permitting it to be used as an occasional, high or meeting table. All tables provided with a counterweight.

Reverse is made in Spain.

**Design:** PIERGIORGIO CAZZANIGA FOR ANDREU WORLD

**Options:**

- Occasional table available in two heights. (HPL), in three shapes, square, elliptical and round.
- High table offered in 4 diameters. Combinable with any top collection models. Conference Table various has tops such as natural oak and lacquered. Flexibility to have a one single base or multiple bases. Cable management available.

**Certifications:** GECA

**Finishes:**

- Polyethylene bases in 4 colours.
- Occasional table top options include lacquered plywood, oak, Solid Surface, marble or solid core high pressure laminate. Optional gloss lacquer base finish.
- Conference table top options include lacquered plywood, oak, stone, glass or solid core high pressure laminate.
- High table top available in all top options.
- Refer to Andreu World finishes specification for all finish options.

**Base colours:**

White



Sand



Basalt Grey




Black


Dimensions



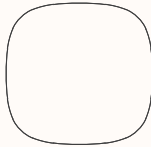
**Reverse Occasional**  
OH 450mm  
DIA 210mm  
Counterweight: 8kg



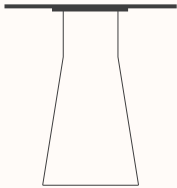
**Round Top**  
DIA 450mm




**Square Top**  
OW 400mm  
OD 400mm




**Elliptical Top**  
OW 450mm  
OD 450mm



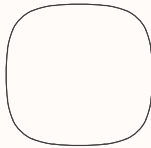
**Reverse Occasional 55**  
OH 550mm  
DIA 260mm  
Counterweight: 10kg



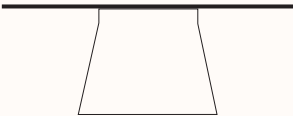
**Round Top**  
DIA 550mm




**Square Top**  
OW 500mm  
OD 500mm




**Elliptical Top**  
OW 550mm  
OD 550mm



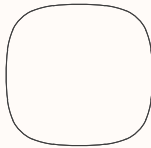
**Reverse Coffee**  
OH 350mm  
DIA 420mm  
Counterweight: 20kg



**Round Top**  
DIA 900/1000/1100  
1200mm

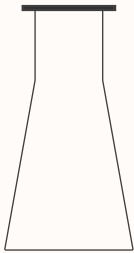


**Square Top**  
OW 800/900/1000  
/1100mm  
OD 800/900/1000  
/1100mm




**Elliptical Top**  
OW 900/1000/1100  
1200mm  
OD 900/1000/1100  
1200mm

Dimensions



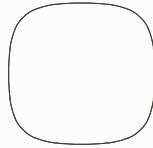
**Reverse Dining +  
Conference 38**  
OH 725mm  
DIA 380mm  
Counterweight: 30kg




**Round Top**  
DIA 1000mm




**Square Top**  
OW 900mm  
OD 900mm



**Elliptical Top**  
OW 900mm  
OD 900mm




**Reverse Dining +  
Conference 50**  
OH 725mm  
DIA 590mm  
Counterweight: 50kg



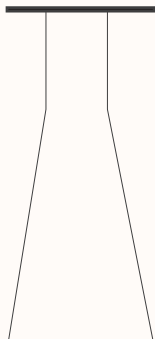
**Round Top**  
DIA 1500mm




**Square Top**  
OW 1300mm  
OD 1300mm



**Elliptical Top**  
OW 1300mm  
OD 1300mm



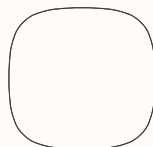
**Reverse High Bar 42**  
OH 1090mm  
DIA 420mm  
Counterweight: 50kg



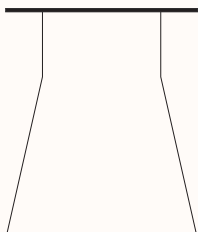
**Round Top**  
DIA 1000mm




**Square Top**  
OW 900mm  
OD 900mm



**Elliptical Top**  
OW 900mm  
OD 900mm



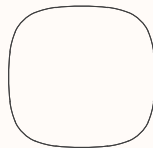
**Reverse Dining +  
Conference 60**  
OH 725mm  
DIA 600mm  
Counterweight: 60kg



**Round Top**  
DIA 2000mm

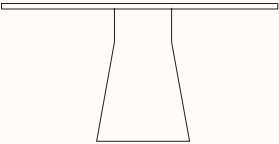


**Square Top**  
OW 1800mm  
OD 1800mm




**Elliptical Top**  
OW 1800mm  
OD 1800mm


Dimensions



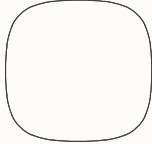
**Reverse Conference 50**  
OH 745mm  
DIA 500mm  
Counterweight: 50kg



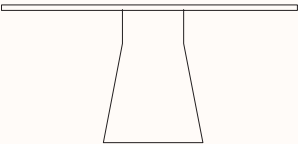
**Round Top**  
DIA 1400/1500mm




**Square Top**  
OW 1400mm  
OD 1400mm



**Elliptical Top**  
OW 1400mm  
OD 1400mm



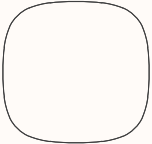
**Reverse Conference 60**  
OH 745mm  
DIA 600mm  
Counterweight: 75kg



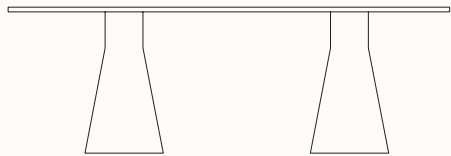
**Round Top**  
DIA 1400/1500/1600  
1700/1800/1900  
2000mm



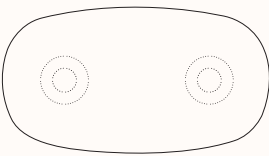
**Square Top**  
OW 1400/1500/1600  
1700/1800mm  
OD 1400/1500/1600  
1700/1800mm



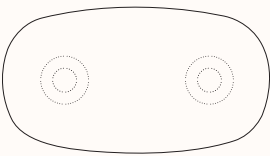
**Elliptical Top**  
OW 1400/1500/1600  
1700/1800/1900  
2000mm  
OD 1400/1500/1600  
1700/1800/1900  
2000mm



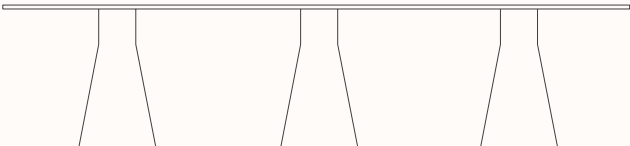
**Reverse Conference**  
OH 745mm



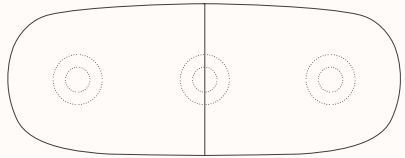
**Rectangular Top 380**  
DIA 380mm (each base)  
OW 2200/2400mm  
OD 1200mm



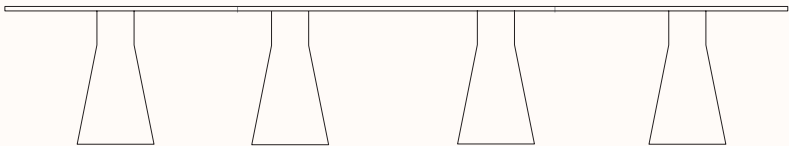
**Rectangular Top 500**  
DIA 500mm (each base)  
OW 2600/2800/3000mm  
OD 1500mm



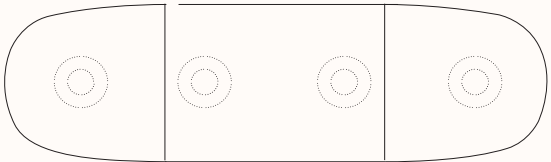
**Reverse Conference**  
OH 745mm



**Rectangular Top 380**  
DIA 500mm (each base)  
OW 5500/6000mm  
OD 1500mm



**Reverse Conference**  
OH 745mm



**Rectangular Top 380**  
DIA 500mm (each base)  
OW 6500/700/7500mm  
OD 1500mm