

Zenith

Quantum



By Zenith Design Studio



A versatile, lightweight workstation

Quantum is designed with people in mind, offering a versatile range of lightweight, fixed-height workstations that cater to the distinct needs of its users. With a selection of leg shapes to match your unique design preferences and a clean, streamlined profile, Quantum is robustly constructed to thrive in the most demanding environments.

Its diverse selection of screening, cable management, and powerblade options make Quantum the ideal desking solution for countless applications. Quantum is proudly certified Greenguard, ensuring it meets rigorous standards for low chemical emissions, contributing to a healthier indoor environment.



Quantum supports modern workplaces by providing a flexible and robust desking solution that meets diverse user needs. Its lightweight and fixed-height design ensures ease of use and adaptability, while the variety of leg shapes allows for personalized aesthetics. Quantum's strong construction guarantees durability in high-demand environments, and the comprehensive range of screening and cable management options ensures a tidy, efficient, and productive workspace.



Square Leg



Round Leg



Rectangular Leg

Offering an array of leg options to suit various design preferences, including square, round, and rectangular shapes. Each leg style is meticulously crafted to provide stability and enhance the aesthetic appeal of your workstation. The square legs offer a modern and robust look, ideal for contemporary office settings.

The round legs bring a softer, more versatile design, perfect for a variety of environments. Rectangular legs combine sleek lines with a solid structure, delivering both functionality and a professional appearance. These options ensure that Quantum can seamlessly integrate into any workspace, offering both style and durability.

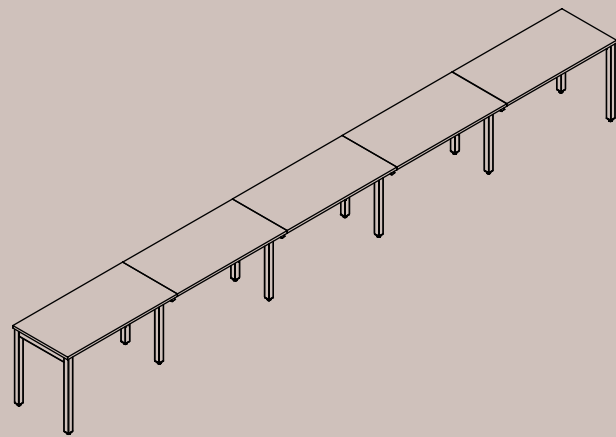
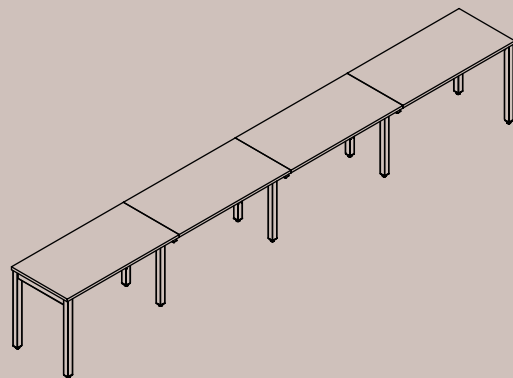
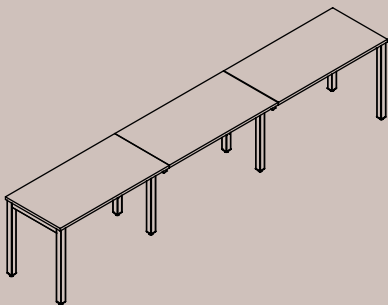
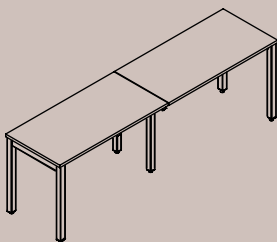
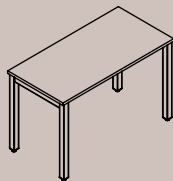


A diverse range of screening options that cater to the varying privacy and collaboration needs of any workspace. These screens are designed to integrate seamlessly with the workstation, enhancing both functionality and aesthetics. Whether you need to create private work zones or collaborative areas, Quantum's screens provide the flexibility to configure your workspace to suit your specific requirements.

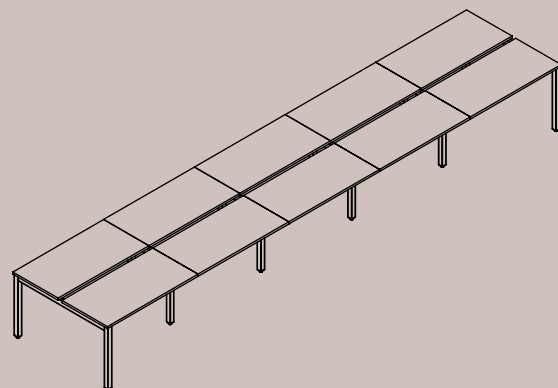
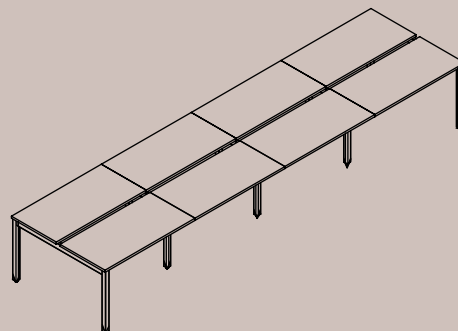
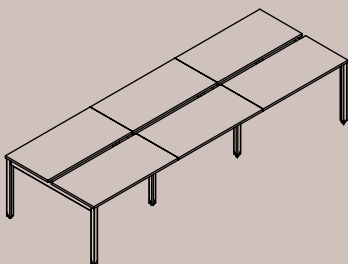
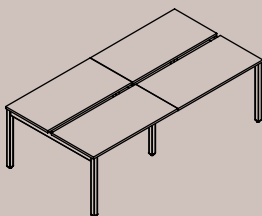
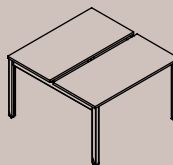
Quantum excels in cable management, providing a comprehensive array of solutions to keep your workspace organized and clutter-free. With carefully designed pathways and fixtures, Quantum ensures that all cables are neatly managed and easily accessible, promoting both safety and efficiency. This meticulous attention to cable management supports a clean and professional workspace, essential for maintaining productivity and focus.



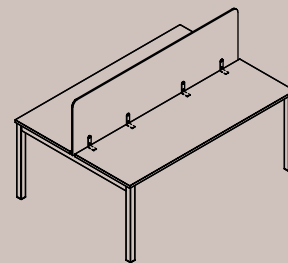
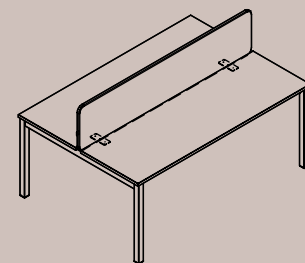
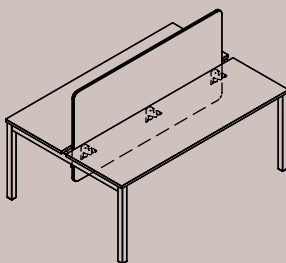
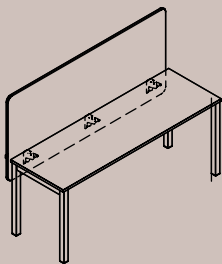
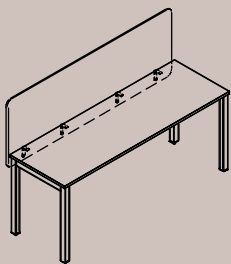
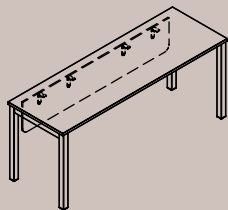
Quantum 180-Degree Run



Quantum 180-Degree Pod



Quantum Screen options



Simpl Modesty

Simpl Screw Fix/Clamp

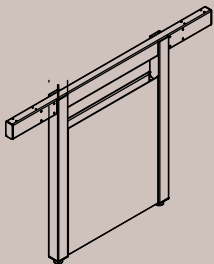
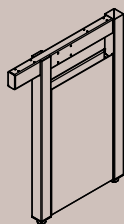
Precinct Classic/Sweep

Precinct Classic/Sweep

Precinct Elevated

Simpl Elevated

Quantum Powerblade options



Zenith

Design

Studio

Understanding and collaborating with the client ensures all outcomes are achieved.

Zenith's capacity to research, prototype and test products is an integral part to their design process. By putting an emphasis on researching global trends and anticipating the ever-changing climate of technology in the work environment, Zenith not only responds to demands in the market but pioneers and innovate.

With the capability and facilities to manufacture locally, Zenith products are exceptionally designed, customised and thoroughly tested for product suitability and usability to suit individual needs and user requirements.



Zenith | curators of the modern workspace

We've worked with interior designers, architects and workplace curators for many years. Together, we've developed a range of internal workspace environments. We work alongside these curators of modern workspaces to redefine the environments where people live, work, socialise, interact and learn.

Contemporary workplaces have to combine leading edge technology and physical elements in a way that produces productive environments for organisations. And every organisation is unique. So before we recommend a solution, we work hard to understand the organisation and the people who define its culture.

Our local teams and showrooms deliver the support you need.

Showroom locations

Australia: Melbourne, Sydney, Canberra, Brisbane, Perth, Adelaide

New Zealand: Auckland, Wellington, Christchurch

Asia: Hong Kong, Shanghai, Singapore

zenithinteriors.com