

EDO Curve



Features:

Inspired by Tokyo's "dori" (streets) and "yokocho" (laneways), the EDO Streetscape pays homage to the city's sophisticated blend of technology and tradition. Offering a modular kit of parts for creating "utsukushi basho" (beautiful places) for people to work, learn and refresh.

Options:

- Timber round and metal round
- Height adjustment on round metal legs
- Two-tone upholstery
- Lumbar Cushions

Design: SCHAMBURG + ALVISSE

Warranty: 7 years

Certifications: GECA, FSC

Awards: Good Design Award Gold Winner

Finishes:

Upholstered in ZENITH House Fabric or COM.
Refer to ZENITH House Finishes Specification for full range.
Laminate or Polytec table top.
Table brackets in black or white powder coat.

Legs:



American Oak
Natural Finish
Timber



Black Powder
Coat Mild Steel

Table Top:



White
Laminated



Polytec Ravine
Natural Oak



Polytec Ravine
Wenge

Powder Coat:

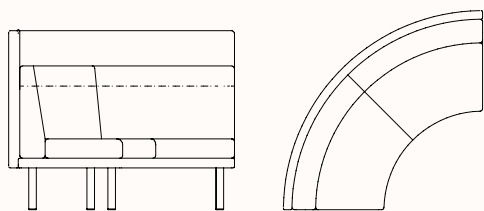


White



Black

Dimensions:



Curve

OW 1515mm
OD 1515mm
SH 470mm
OH 1200mm

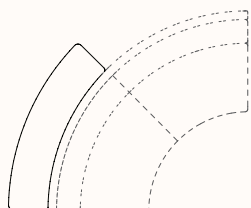
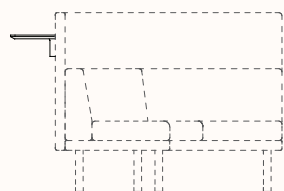


Table Top Position A

OW 300mm
OD 1350mm
OH 1050mm

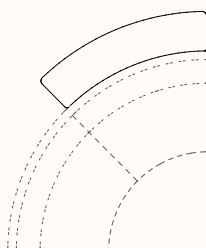


Table Top Position B

OW 300mm
OD 1350mm
OH 1050mm

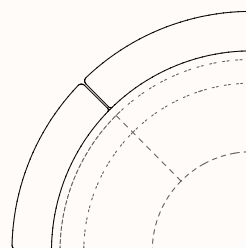


Table Top Double

OW 300mm
OD 2700mm
OH 1050mm